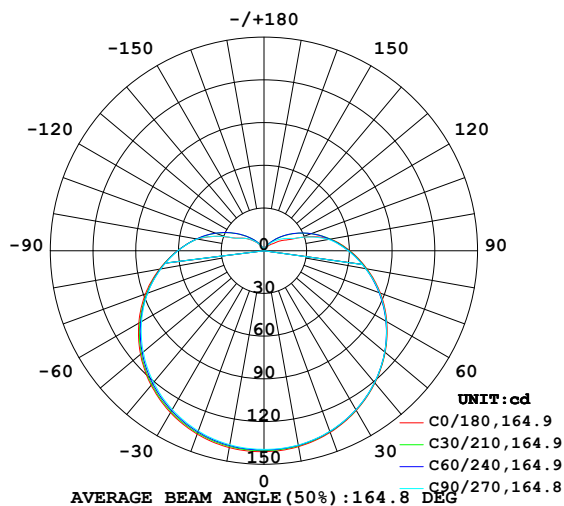


LUMINAIRE PHOTOMETRIC TEST REPORT

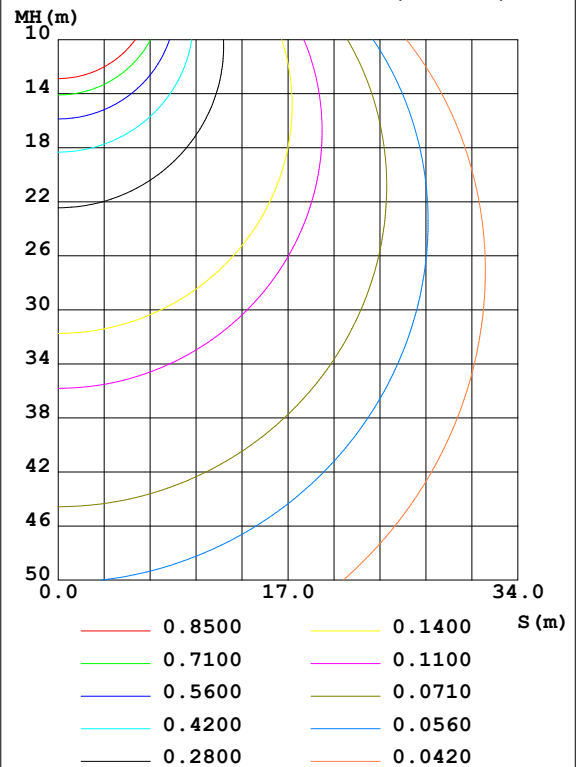
Test:U:120.00V I:0.0630A P:7.4900W PF:0.9810 Freq:60.00Hz Lamp Flux:783.332x1 lm		
NAME:	TYPE:	WEIGHT:
SPEC.:5000K	DIM.:	SERIAL No.:
MFR.:	SUR.: ϕ 140*70mm	Shielding Angle:

DATA OF LAMP		PHOTOMETRIC DATA Eff: 104.58 lm/W			
MODEL	DM-FM-8W-B	I _{max} (cd)	141.1	S/MH (C0/180)	1.40
NOMINAL POWER (W)	8	LOR (%)	100.0	S/MH (C90/270)	1.38
RATED VOLTAGE (V)	120	TOTAL FLUX (lm)	783.33	η UP,DN (C0-180)	9.9,40.0
NOMINAL FLUX (lm)	783.332	CIE CLASS	SEMI-D.	η UP,DN (C180-360)	10.1,40.1
LAMPS INSIDE	1	η up (%)	19.8	CIBSE SHR NOM	1.50
TEST VOLTAGE (V)	120	η down (%)	80.2	CIBSE SHR MAX	1.55

LUMINOUS INTENSITY DISTRIBUTION DIAGRAM



C0 PLANE ISOLUX DIAGRAM (UNIT:lx)



C Range: 0 - 360DEG
C Interval: 15.0DEG
Test Speed: HIGH
Temperature:25.3DEG
Operators:Qin Meng
Test Date:2025-06-23

γ Range: 0 - 180DEG
 γ Interval: 1.0DEG
Test System:EVERFINE GO-2000B_V1 SYSTEM V2.00.421
Humidity:65.0%
Test Distance:7.390m [K=1.0000]
Remarks:

ZONAL FLUX DIAGRAM

ZONAL FLUX DIAGRAM:

γ	C0	C45	C90	C135	C180	C225	C270	C315	γ	Φ zone	Φ total	%lum, lamp
10	139.7	139.0	138.5	138.4	140.4	139.2	138.4	137.7	0- 10	13.29	13.29	1.7,1.7
20	135.8	135.3	135.0	135.0	137.0	135.8	134.8	133.8	10- 20	38.81	52.10	6.67,6.67
30	129.5	129.2	129.0	129.2	131.3	130.0	128.8	127.6	20- 30	61.15	113.3	14.5,14.5
40	121.2	121.0	120.8	121.1	123.3	121.9	120.7	119.3	30- 40	78.56	191.8	24.6,24.6
50	111.1	110.8	110.7	110.9	113.2	111.9	110.7	109.3	40- 50	89.79	281.6	36.1,36.1
60	99.55	99.04	99.10	99.11	101.5	100.1	99.32	97.74	50- 60	94.27	375.9	48.1,48.1
70	86.98	86.25	86.39	86.10	88.58	87.15	86.92	85.30	60- 70	92.19	468.1	60,60
80	73.43	72.93	72.50	72.55	74.49	73.71	73.50	72.43	70- 80	84.40	552.5	70.8,70.8
90	60.32	59.82	59.12	59.25	60.77	60.43	60.36	59.74	80- 90	72.47	624.9	80.1,80.1
100	47.08	47.38	45.98	46.72	47.50	47.81	47.60	47.58	90-100	58.45	683.4	87.5,87.5
110	27.46	36.06	27.49	35.37	28.76	36.37	29.14	36.22	100-110	42.25	725.6	92.9,92.9
120	14.45	25.68	17.41	25.02	17.84	25.90	17.62	25.31	110-120	26.56	752.2	96.4,96.4
130	7.631	16.57	11.67	15.98	12.11	16.77	12.40	15.86	120-130	15.66	767.8	98.4,98.4
140	4.570	9.317	6.868	8.946	7.229	9.477	7.473	8.795	130-140	8.190	776.0	99.4,99.4
150	1.826	4.223	3.338	3.834	3.409	4.315	3.596	4.311	140-150	3.520	779.6	99.9,99.9
160	0.5079	1.079	0.9485	0.7865	0.9304	1.082	0.8376	1.145	150-160	1.030	780.6	100,100
170	0	0	0	0	0	0	0	0	160-170	0.0795	780.7	100,100
180	0	0	0	0	0	0	0	0	170-180	0	780.7	100,100
DEG	LUMINOUS INTENSITY:cd									UNIT:lm		

Conical surface Flux(90deg): 235.72 lm

%lum = 30.2%

%lamp = 30.2%

Conical surface Flux(120deg): 375.87 lm

%lum = 48.1%

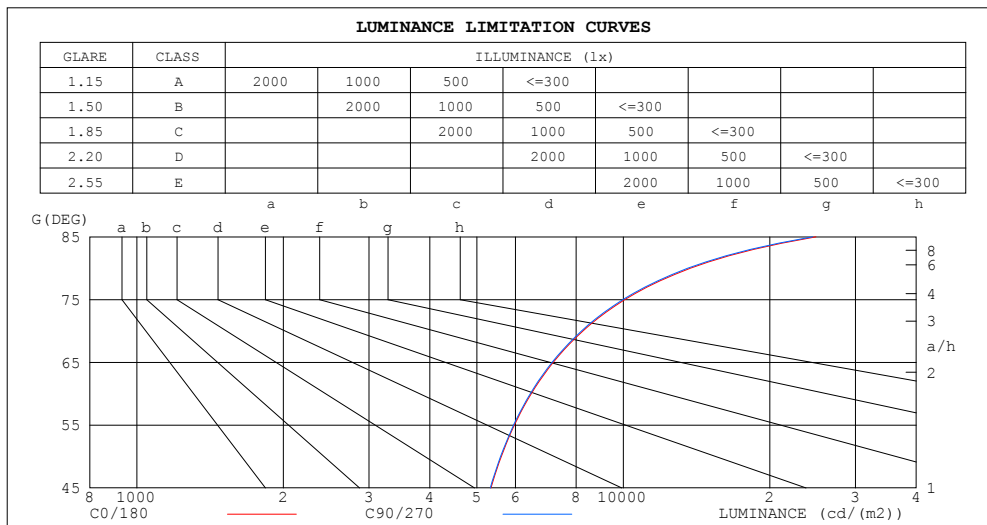
%lamp = 48.1%

C Range: 0 - 360DEG
 C Interval: 15.0DEG
 Test Speed: HIGH
 Temperature:25.3DEG
 Operators:Qin Meng
 Test Date:2025-06-23

γ Range: 0 - 180DEG
 γ Interval: 1.0DEG
 Test System:EVERFINE GO-2000B_V1 SYSTEM V2.00.421
 Humidity:65.0%
 Test Distance:7.390m [K=1.0000]
 Remarks:

LUMINANCE LIMITATION CURVES

Test:U:120.00V I:0.0630A P:7.4800W PF:0.9810 Freq:60.00Hz Lamp Flux:780.662x1 lm		
NAME:	TYPE:	WEIGHT:
SPEC.:5000K	DIM.:	SERIAL No.:
MFR.:	SUR.: ϕ 140*70mm	Shielding Angle:



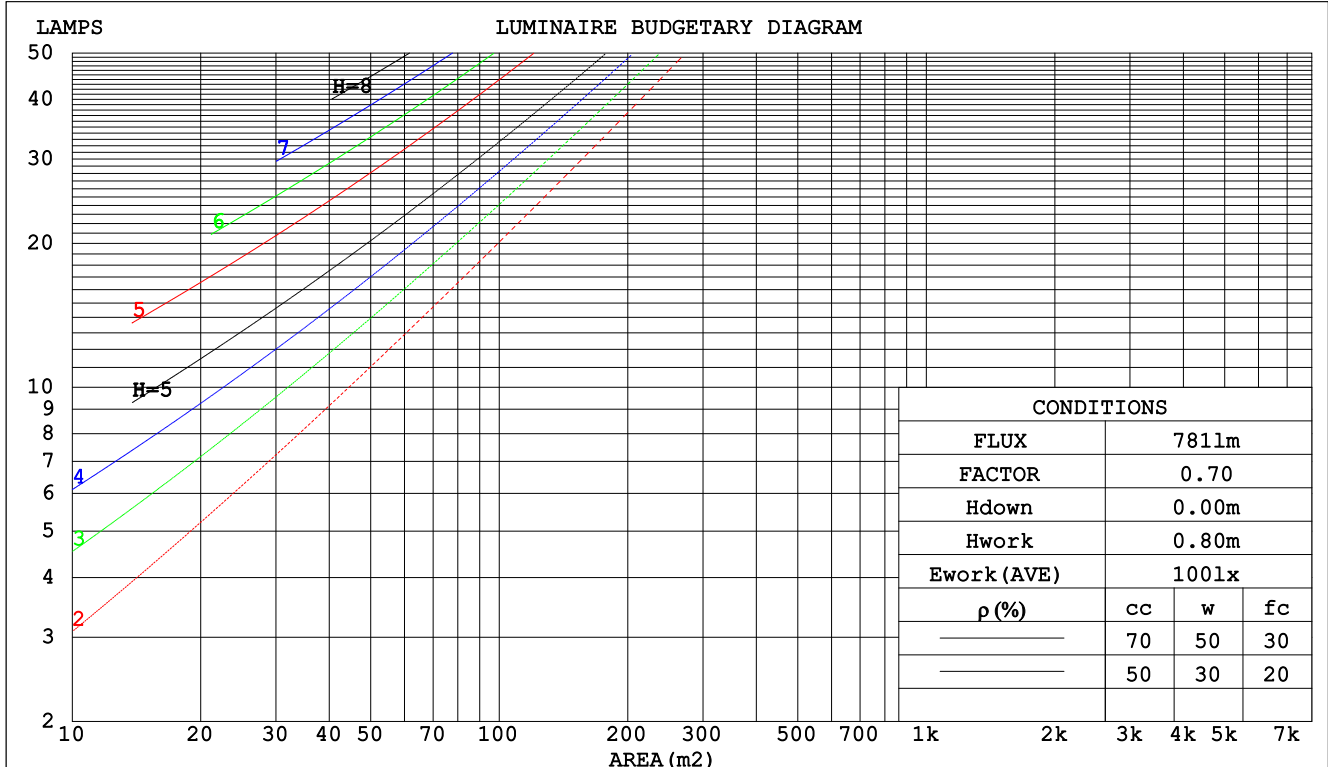
C Range: 0 - 360DEG
C Interval: 15.0DEG
Test Speed: HIGH
Temperature:25.3DEG
Operators:Qin Meng
Test Date:2025-06-23

γ Range: 0 - 180DEG
 γ Interval: 1.0DEG
Test System:EVERFINE GO-2000B_V1 SYSTEM V2.00.421
Humidity:65.0%
Test Distance:7.390m [K=1.0000]
Remarks:

CU AND LUMINAIRE BUDGETARY ESTIMATE DIAGRAM

Test:U:120.00V I:0.0630A P:7.4800W PF:0.9810 Freq:60.00Hz Lamp Flux:780.662x1 lm		
NAME:	TYPE:	WEIGHT:
SPEC.:5000K	DIM.:	SERIAL No.:
MFR.:	SUR.: ϕ 140*70mm	Shielding Angle:

ρ_{cc}	80%			70%			50%			30%			10%			0
ρ_w	50%	30%	10%	50%	30%	10%	50%	30%	10%	50%	30%	10%	50%	30%	10%	0
ρ_{fc}	20%			20%			20%			20%			20%			0
RCR	RCR:Room Cavity Ratio						Coefficients of Utilization(CU)									
0.0	1.14	1.14	1.14	1.09	1.09	1.09	1.00	1.00	1.00	.92	.92	.92	.84	.84	.84	.80
1.0	.94	.88	.83	.89	.84	.80	.81	.77	.73	.74	.71	.67	.67	.64	.62	.58
2.0	.79	.71	.64	.76	.68	.62	.69	.63	.57	.62	.57	.53	.57	.53	.49	.46
3.0	.69	.59	.52	.65	.57	.50	.59	.52	.46	.54	.48	.43	.49	.44	.40	.37
4.0	.60	.50	.43	.57	.48	.41	.52	.45	.39	.47	.41	.36	.43	.38	.33	.30
5.0	.53	.43	.36	.51	.42	.35	.46	.39	.33	.42	.36	.30	.38	.33	.28	.26
6.0	.47	.38	.31	.45	.36	.30	.41	.34	.28	.38	.31	.26	.34	.29	.25	.22
7.0	.43	.33	.27	.41	.32	.26	.37	.30	.25	.34	.28	.23	.31	.26	.21	.19
8.0	.39	.30	.24	.37	.29	.23	.34	.27	.22	.31	.25	.20	.29	.23	.19	.17
9.0	.35	.27	.21	.34	.26	.20	.31	.24	.19	.29	.23	.18	.26	.21	.17	.15
10.0	.32	.24	.19	.31	.23	.18	.29	.22	.17	.27	.21	.16	.24	.19	.15	.13



C Range: 0 - 360DEG
C Interval: 15.0DEG
Test Speed: HIGH
Temperature:25.3DEG
Operators:Qin Meng
Test Date:2025-06-23

γ Range: 0 - 180DEG
 γ Interval: 1.0DEG
Test System:EVERFINE GO-2000B_V1 SYSTEM V2.00.421
Humidity:65.0%
Test Distance:7.390m [K=1.0000]
Remarks:

WEC AND CCEC

Test:U:120.00V I:0.0630A P:7.4800W PF:0.9810 Freq:60.00Hz Lamp Flux:780.662x1 lm					
NAME:		TYPE:		WEIGHT:	
SPEC.:5000K		DIM.:		SERIAL No.:	
MFR.:		SUR.:Φ140*70mm		Shielding Angle:	

pcc	80%			70%			50%			30%			10%			0
pw	50%	30%	10%	50%	30%	10%	50%	30%	10%	50%	30%	10%	50%	30%	10%	0
pfc	20%			20%			20%			20%			20%			0
RCR	RCR:Room Cavity Ratio						Wall Exitance Coefficients(WEC)									
0.0																
1.0	.413	.235	.074	.400	.228	.072	.375	.215	.069	.352	.203	.065	.331	.192	.062	
2.0	.351	.192	.059	.339	.187	.057	.316	.176	.055	.295	.166	.052	.276	.156	.049	
3.0	.308	.164	.049	.297	.159	.048	.277	.150	.046	.258	.141	.043	.240	.133	.041	
4.0	.275	.143	.042	.266	.139	.041	.247	.131	.039	.230	.123	.037	.213	.116	.035	
5.0	.249	.127	.037	.240	.123	.036	.223	.116	.034	.207	.109	.033	.192	.103	.031	
6.0	.227	.114	.033	.219	.111	.032	.204	.104	.030	.189	.098	.029	.176	.092	.027	
7.0	.209	.103	.029	.201	.100	.029	.187	.095	.027	.174	.089	.026	.162	.084	.025	
8.0	.193	.094	.027	.186	.092	.026	.173	.087	.025	.161	.082	.024	.150	.077	.022	
9.0	.180	.087	.024	.173	.085	.024	.161	.080	.023	.150	.075	.022	.139	.071	.020	
10.0	.168	.080	.022	.162	.078	.022	.151	.074	.021	.140	.070	.020	.131	.066	.019	

pcc	80%			70%			50%			30%			10%			0
pw	50%	30%	10%	50%	30%	10%	50%	30%	10%	50%	30%	10%	50%	30%	10%	0
pfc	20%			20%			20%			20%			20%			0
RCR	RCR:Room Cavity Ratio						Ceiling Cavity Exitance Coefficients (CCEC)									
0.0	.342	.342	.342	.293	.293	.293	.200	.200	.200	.115	.115	.115	.037	.037	.037	
1.0	.341	.308	.279	.292	.265	.240	.199	.182	.166	.115	.105	.097	.037	.034	.031	
2.0	.334	.286	.245	.286	.246	.212	.196	.170	.148	.113	.099	.087	.036	.032	.028	
3.0	.327	.270	.224	.280	.233	.194	.192	.162	.136	.111	.094	.080	.036	.031	.026	
4.0	.319	.257	.210	.274	.222	.183	.188	.155	.129	.109	.091	.076	.035	.030	.025	
5.0	.311	.248	.201	.267	.214	.175	.184	.150	.123	.107	.088	.073	.034	.029	.024	
6.0	.304	.240	.194	.261	.208	.169	.180	.145	.120	.104	.086	.071	.034	.028	.023	
7.0	.296	.233	.189	.255	.202	.165	.176	.142	.117	.102	.084	.069	.033	.027	.023	
8.0	.290	.228	.185	.249	.198	.162	.172	.139	.115	.100	.082	.068	.032	.027	.023	
9.0	.283	.223	.182	.244	.194	.159	.169	.136	.113	.098	.080	.067	.032	.026	.022	
10.0	.277	.219	.180	.239	.190	.157	.166	.134	.112	.097	.079	.067	.031	.026	.022	

C Range: 0 - 360DEG
C Interval: 15.0DEG
Test Speed: HIGH
Temperature:25.3DEG
Operators:Qin Meng
Test Date:2025-06-23

γ Range: 0 - 180DEG
γ Interval: 1.0DEG
Test System:EVERFINE GO-2000B_V1 SYSTEM V2.00.421
Humidity:65.0%
Test Distance:7.390m [K=1.0000]
Remarks:

UGR(Unified Glare Rating) Table

Test:U:120.00V I:0.0630A P:7.4800W PF:0.9810 Freq:60.00Hz Lamp Flux:780.662x1 lm											
NAME:					TYPE:			WEIGHT:			
SPEC.:5000K					DIM.:			SERIAL No.:			
MFR.:					SUR.: ϕ 140*70mm			Shielding Angle:			
ceiling/cavity	0.7	0.7	0.5	0.5	0.3	0.7	0.7	0.5	0.5	0.3	
walls	0.5	0.3	0.5	0.3	0.3	0.5	0.3	0.5	0.3	0.3	
working plane	0.2	0.2	0.2	0.2	0.2	0.2	0.2	0.2	0.2	0.2	
Room dimensions		Viewed crosswise					Viewed endwise				
x = 2H y = 2H		17.9	19.3	18.5	19.9	20.5	17.9	19.3	18.4	19.8	20.4
	3H	20.5	21.8	21.1	22.4	23.0	20.5	21.8	21.1	22.3	23.0
	4H	22.0	23.2	22.5	23.8	24.4	21.9	23.1	22.5	23.7	24.4
	6H	23.5	24.7	24.1	25.3	26.0	23.5	24.6	24.1	25.2	25.9
	8H	24.4	25.5	25.0	26.1	26.8	24.3	25.4	24.9	26.1	26.8
	12H	25.4	26.5	26.0	27.1	27.8	25.3	26.4	25.9	27.0	27.7
4H	2H	18.8	20.0	19.3	20.6	21.2	18.7	20.0	19.3	20.6	21.2
	3H	21.5	22.6	22.2	23.3	24.0	21.5	22.6	22.1	23.2	24.0
	4H	23.1	24.1	23.8	24.8	25.5	23.1	24.1	23.8	24.7	25.5
	6H	24.9	25.8	25.6	26.5	27.2	24.8	25.7	25.5	26.4	27.2
	8H	25.9	26.7	26.5	27.4	28.2	25.8	26.6	26.5	27.3	28.1
	12H	27.0	27.7	27.7	28.4	29.3	26.9	27.7	27.6	28.4	29.2
8H	4H	23.7	24.6	24.4	25.3	26.1	23.7	24.5	24.4	25.2	26.0
	6H	25.8	26.5	26.5	27.2	28.0	25.7	26.4	26.4	27.2	28.0
	8H	26.9	27.6	27.7	28.3	29.2	26.9	27.5	27.6	28.2	29.1
	12H	28.3	28.8	29.0	29.6	30.5	28.2	28.8	28.9	29.5	30.4
12H	4H	23.9	24.7	24.6	25.4	26.2	23.9	24.6	24.6	25.3	26.2
	6H	26.0	26.7	26.8	27.4	28.3	26.0	26.6	26.7	27.4	28.2
	8H	27.3	27.9	28.0	28.6	29.5	27.3	27.8	28.0	28.6	29.5
Variations with the observer position at spacings:											
S = 1.0H	+ 0.1 / - 0.1					+ 0.1 / - 0.1					
1.5H	+ 0.2 / - 0.3					+ 0.2 / - 0.3					
2.0H	+ 0.3 / - 0.4					+ 0.3 / - 0.4					

CIE Pub.117, 780.7 lm Total Lamp Luminous Flux Corrected (8log(F/F0) = -0.9)
Area: 0.030788 m2

C Range: 0 - 360DEG
C Interval: 15.0DEG
Test Speed: HIGH
Temperature:25.3DEG
Operators:Qin Meng
Test Date:2025-06-23

γ Range: 0 - 180DEG
 γ Interval: 1.0DEG
Test System:EVERFINE GO-2000B_V1 SYSTEM V2.00.421
Humidity:65.0%
Test Distance:7.390m [K=1.0000]
Remarks:

UTILIZATION FACTORS TABLE

Test:U:120.00V I:0.0630A P:7.4800W PF:0.9810 Freq:60.00Hz Lamp Flux:780.662x1 lm		
NAME:	TYPE:	WEIGHT:
SPEC.:5000K	DIM.:	SERIAL No.:
MFR.:	SUR.:Φ140*70mm	Shielding Angle:

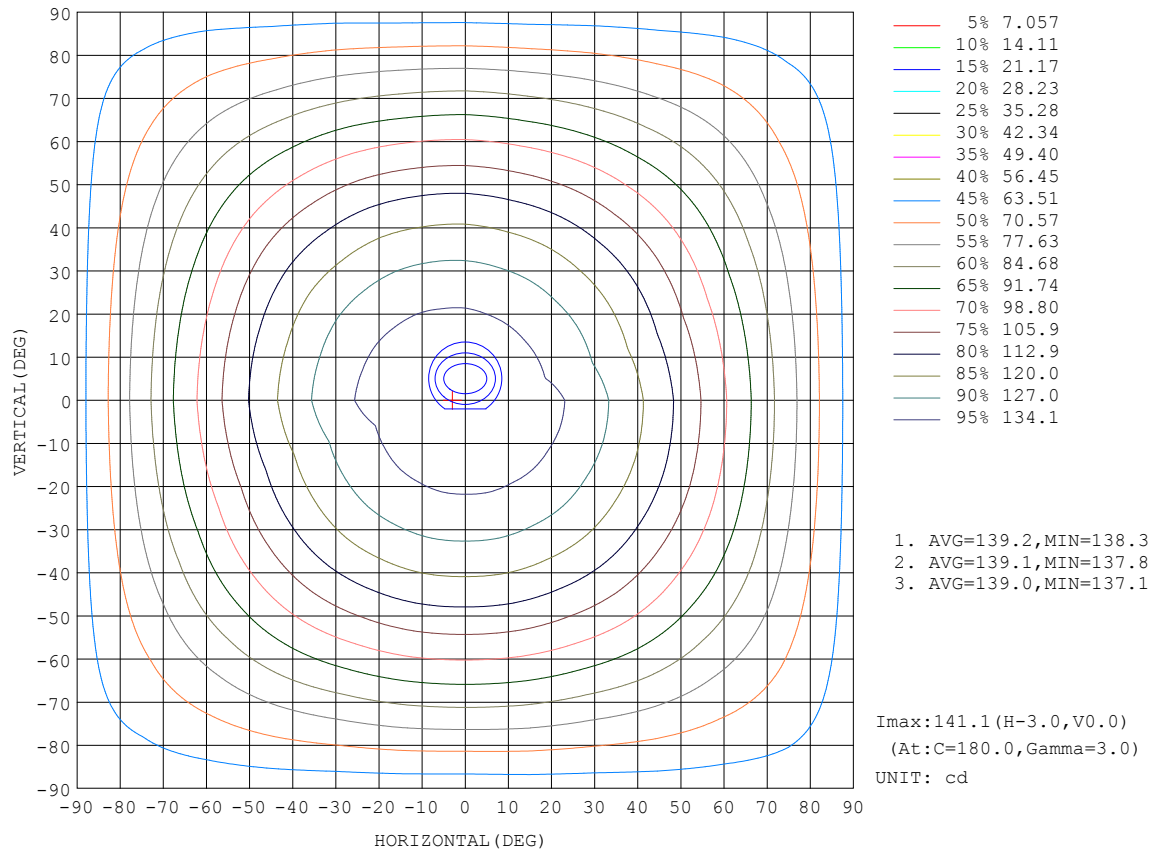
REFLECTANCE										
Ceiling	0.8	0.8	0.8	0.7	0.7	0.7	0.5	0.5	0.5	0
Walls	0.7	0.5	0.3	0.7	0.5	0.3	0.7	0.5	0.3	0
Working plane	0.2	0.2	0.2	0.2	0.2	0.2	0.2	0.2	0.2	0
ROOM INDEX	UTILIZATION FACTORS (PERCENT) $k(RI) \times RCR = 5$									
$k = 0.60$	45	33	25	44	32	25	42	31	24	18
0.80	54	41	32	53	40	32	50	39	31	23
1.00	62	48	39	60	47	39	56	48	38	29
1.25	69	55	46	66	54	45	62	51	44	34
1.50	74	61	52	71	59	51	66	56	49	38
2.00	81	69	60	78	67	59	72	63	56	44
2.50	86	75	66	82	72	65	76	68	61	48
3.00	90	80	72	86	77	70	79	72	66	52
4.00	95	86	79	91	83	76	83	77	72	57
5.00	98	90	84	94	87	81	86	80	76	60
ROOM INDEX	UF(total)									Direct
According to DIN EN 13032-2 2004			Suspended					SHRNOM = 1.25		

C Range: 0 - 360DEG
C Interval: 15.0DEG
Test Speed: HIGH
Temperature:25.3DEG
Operators:Qin Meng
Test Date:2025-06-23

γ Range: 0 - 180DEG
 γ Interval: 1.0DEG
Test System:EVERFINE GO-2000B_V1 SYSTEM V2.00.421
Humidity:65.0%
Test Distance:7.390m [K=1.0000]
Remarks:

ISOCANDELA DIAGRAM

Test:U:120.00V I:0.0630A P:7.4800W PF:0.9810 Freq:60.00Hz Lamp Flux:780.662x1 lm		
NAME:	TYPE:	WEIGHT:
SPEC.:5000K	DIM.:	SERIAL No.:
MFR.:	SUR.: ϕ 140*70mm	Shielding Angle:



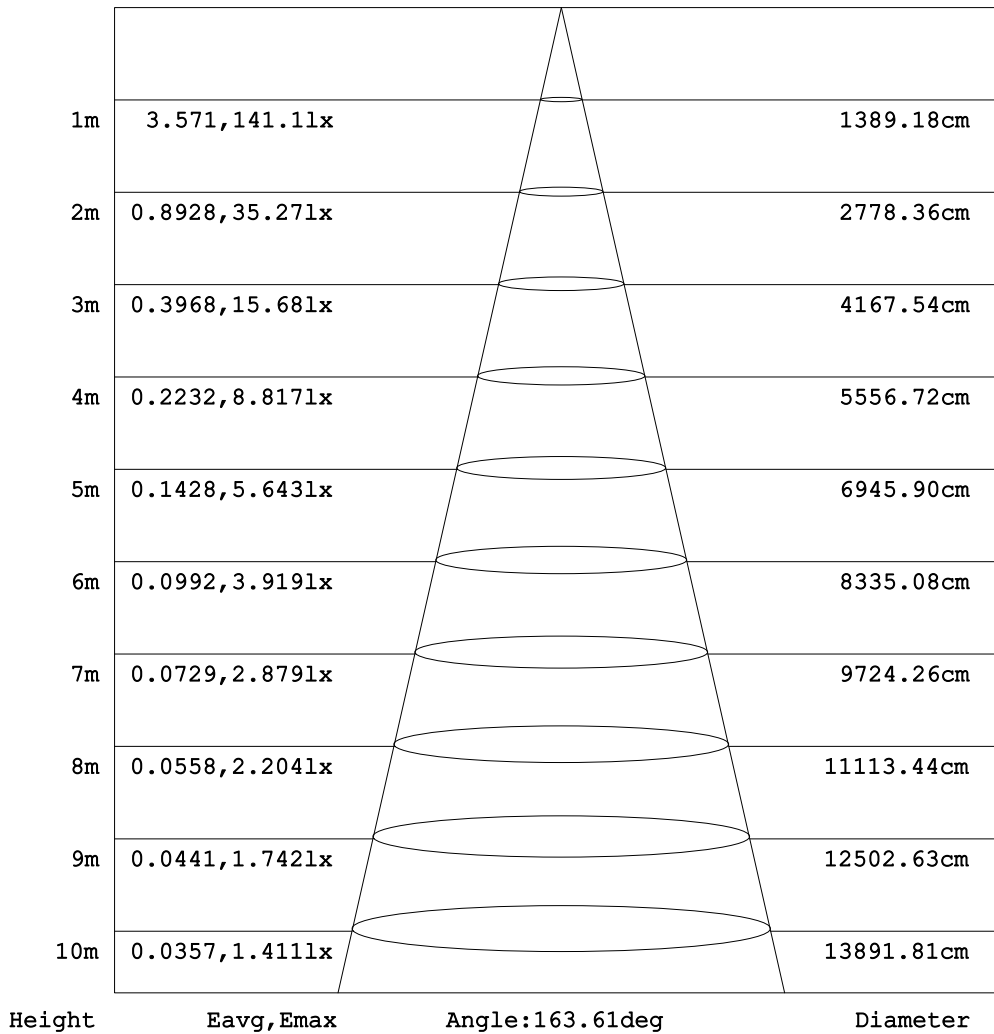
C Range: 0 - 360DEG
C Interval: 15.0DEG
Test Speed: HIGH
Temperature:25.3DEG
Operators:Qin Meng
Test Date:2025-06-23

γ Range: 0 - 180DEG
 γ Interval: 1.0DEG
Test System:EVERFINE GO-2000B_V1 SYSTEM V2.00.421
Humidity:65.0%
Test Distance:7.390m [K=1.0000]
Remarks:

AAI Figure

Test:U:120.00V I:0.0630A P:7.4800W PF:0.9810 Freq:60.00Hz Lamp Flux:780.662x1 lm		
NAME:	TYPE:	WEIGHT:
SPEC.:5000K	DIM.:	SERIAL No.:
MFR.:	SUR.:Φ140*70mm	Shielding Angle:

Flux out:568.0 lm



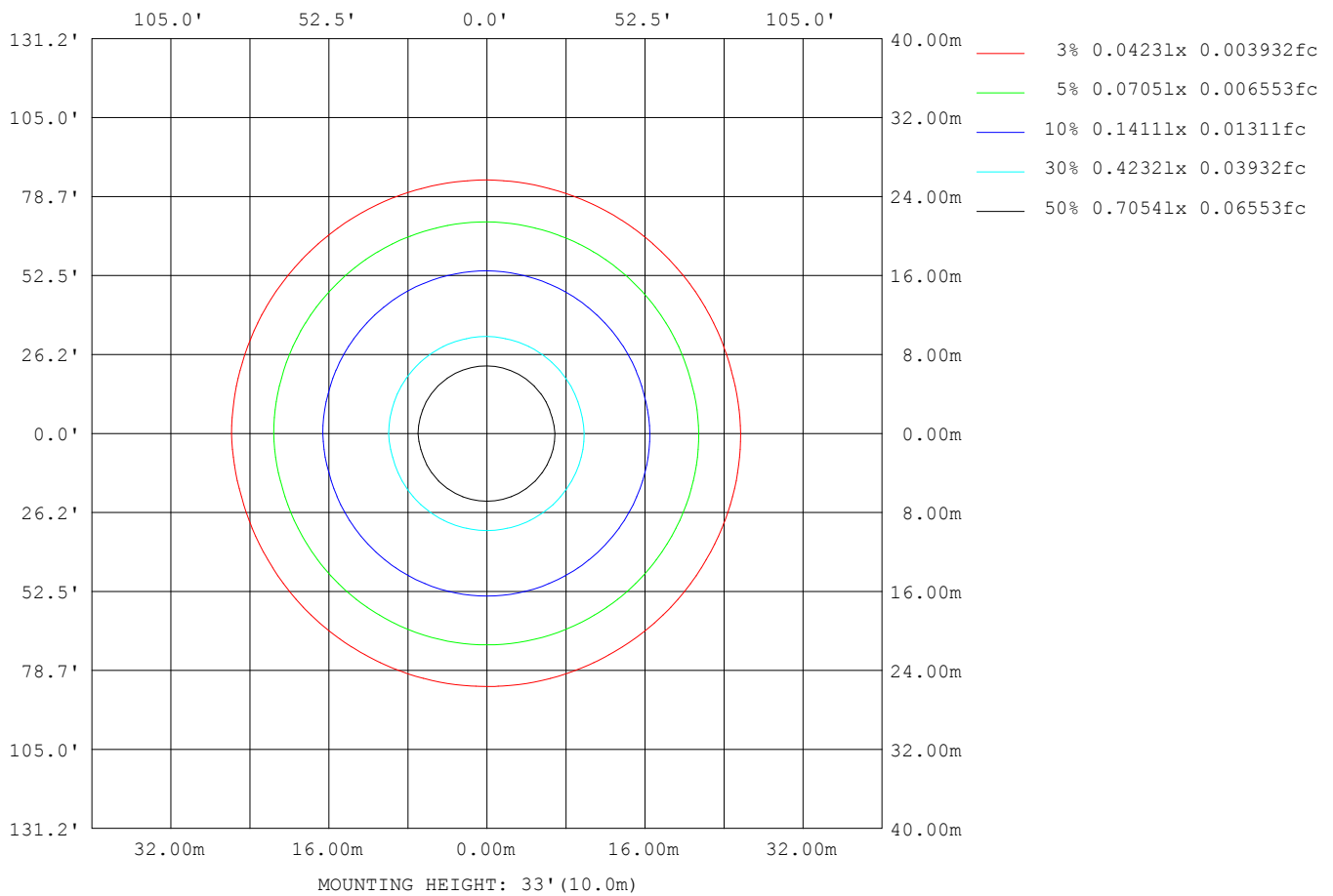
Note:The Curves indicate the illuminated area and the average illumination when the luminaire is at different distance.

C Range: 0 - 360DEG
C Interval: 15.0DEG
Test Speed: HIGH
Temperature:25.3DEG
Operators:Qin Meng
Test Date:2025-06-23

γ Range: 0 - 180DEG
γ Interval: 1.0DEG
Test System:EVERFINE GO-2000B_V1 SYSTEM V2.00.421
Humidity:65.0%
Test Distance:7.390m [K=1.0000]
Remarks:

ISOLUX DIAGRAM

Test:U:120.00V I:0.0630A P:7.4800W PF:0.9810 Freq:60.00Hz Lamp Flux:780.662x1 lm		
NAME:	TYPE:	WEIGHT:
SPEC.:5000K	DIM.:	SERIAL No.:
MFR.:	SUR.:Φ140*70mm	Shielding Angle:



C Range: 0 - 360DEG
 C Interval: 15.0DEG
 Test Speed: HIGH
 Temperature:25.3DEG
 Operators:Qin Meng
 Test Date:2025-06-23

γ Range: 0 - 180DEG
 γ Interval: 1.0DEG
 Test System:EVERFINE GO-2000B_V1 SYSTEM V2.00.421
 Humidity:65.0%
 Test Distance:7.390m [K=1.0000]
 Remarks:

LED Avg.L Report

Test:U:120.00V I:0.0630A P:7.4800W PF:0.9810 Freq:60.00Hz Lamp Flux:780.662x1 lm		
NAME:	TYPE:	WEIGHT:
SPEC.:5000K	DIM.:	SERIAL No.:
MFR.:	SUR.:Φ140*70mm	Shielding Angle:

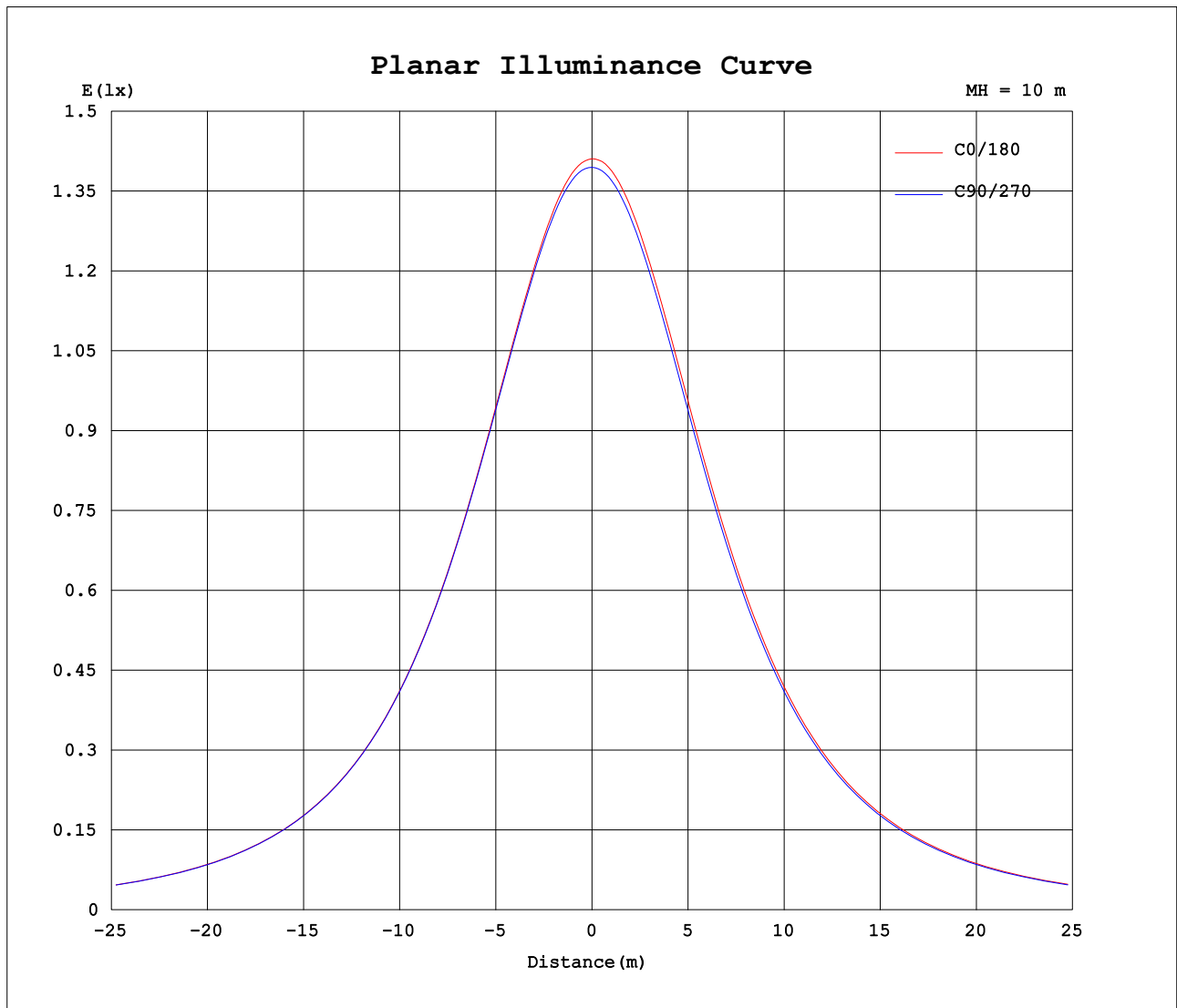
AvgL	cd/m2
L_0~180 (65) av	7248
L_0~180 (75) av	10157
L_0~180 (85) av	25025
L_90~270 (65) av	7153
L_90~270 (75) av	10026
L_90~270 (85) av	24699
L_45 (65) av	7124
L_45 (75) av	9984
L_45 (85) av	24710

Standard: GB/T 29293-2012

C Range: 0 - 360DEG
C Interval: 15.0DEG
Test Speed: HIGH
Temperature:25.3DEG
Operators:Qin Meng
Test Date:2025-06-23

γ Range: 0 - 180DEG
γ Interval: 1.0DEG
Test System:EVERFINE GO-2000B_V1 SYSTEM V2.00.421
Humidity:65.0%
Test Distance:7.390m [K=1.0000]
Remarks:

Planar Illuminance Curve



C Range: 0 - 360DEG
C Interval: 15.0DEG
Test Speed: HIGH
Temperature: 25.3DEG
Operators: Qin Meng
Test Date: 2025-06-23

γ Range: 0 - 180DEG
 γ Interval: 1.0DEG
Test System: EVERFINE GO-2000B_V1 SYSTEM V2.00.421
Humidity: 65.0%
Test Distance: 7.390m [K=1.0000]
Remarks:

LUMINOUS DISTRIBUTION INTENSITY DATA

Test:U:120.00V I:0.0630A P:7.4800W PF:0.9810 Freq:60.00Hz Lamp Flux:780.662x1 lm		
NAME:	TYPE:	WEIGHT:
SPEC.:5000K	DIM.:	SERIAL No.:
MFR.:	SUR.: ϕ 140*70mm	Shielding Angle:

Table--1

UNIT: cd

γ (DEG) \ C (DEG)	0	15	30	45	60	75	90	105	120	135	150	165	180	195	210	225	240	255	270
0	141	141	140	140	140	140	139	139	139	139	139	139	141	141	140	140	140	140	139
5	141	140	140	140	140	139	139	139	139	139	139	139	141	141	140	140	140	139	139
10	140	139	139	139	139	139	139	139	138	138	138	138	140	140	140	139	139	139	138
15	138	138	138	137	137	137	137	137	137	137	137	137	139	139	138	138	138	137	137
20	136	136	135	135	135	135	135	135	135	135	135	135	137	137	136	136	135	135	135
25	133	133	133	133	132	132	132	132	132	132	132	132	134	134	134	133	133	132	132
30	130	129	129	129	129	129	129	129	129	129	129	129	131	131	131	130	130	129	129
35	126	126	125	125	125	125	125	125	125	125	125	125	128	127	127	126	126	125	125
40	121	121	121	121	121	121	121	121	121	121	121	121	123	123	123	122	122	121	121
45	116	116	116	116	116	116	116	116	116	116	116	116	118	118	118	117	117	116	116
50	111	111	111	111	111	111	111	111	111	111	111	111	113	113	112	112	112	111	111
55	105	105	105	105	105	105	105	105	105	105	105	105	108	107	107	106	106	105	105
60	99.6	99.5	99.0	99.0	98.8	99.1	99.1	99.2	98.9	99.1	99.1	99.5	102	101	101	100	99.9	99.5	99.3
65	93.4	93.3	92.8	92.7	92.5	92.8	92.9	92.9	92.6	92.7	92.7	93.2	95.2	94.5	94.3	93.8	93.6	93.3	93.3
70	87.0	86.9	86.3	86.3	86.0	86.4	86.4	86.3	85.9	86.1	86.1	86.6	88.6	87.9	87.6	87.2	87.1	86.9	86.9
75	80.2	80.3	79.6	79.6	79.3	79.7	79.5	79.5	79.1	79.3	79.3	79.8	81.6	81.1	80.9	80.4	80.5	80.3	80.3
80	73.4	73.5	72.9	72.9	72.6	72.8	72.5	72.6	72.3	72.5	72.4	72.9	74.5	74.1	74.1	73.7	73.8	73.5	73.5
85	66.8	66.8	66.3	66.3	66.0	66.0	65.7	65.8	65.6	65.8	65.7	66.0	67.5	67.2	67.3	67.0	67.1	66.9	66.8
90	60.3	60.3	59.9	59.8	59.4	59.5	59.1	59.2	59.0	59.2	59.2	59.4	60.8	60.5	60.7	60.4	60.6	60.4	60.4
95	54.1	54.0	53.5	53.5	53.1	53.1	52.8	52.8	52.6	52.8	52.7	52.9	54.2	54.0	54.2	54.0	54.2	54.1	54.1
100	47.1	47.0	47.4	47.4	47.0	46.4	46.0	45.8	46.5	46.7	46.6	46.2	47.5	47.2	48.0	47.8	48.1	47.4	47.6
105	38.1	38.1	41.3	41.6	41.1	38.4	37.1	37.0	40.6	40.9	40.7	37.8	38.6	38.7	42.0	41.9	42.2	39.3	38.9
110	27.5	29.2	35.3	36.1	35.3	31.1	27.5	29.1	34.6	35.4	34.8	30.3	28.8	30.9	36.0	36.4	36.2	31.7	29.1
115	18.4	22.8	29.5	30.7	29.7	25.1	20.6	23.4	28.8	30.1	29.1	24.3	21.1	24.8	30.2	31.0	30.4	25.4	20.9
120	14.4	17.8	24.2	25.7	24.4	20.2	17.4	18.9	23.5	25.0	23.8	19.5	17.8	20.1	24.8	25.9	24.9	20.5	17.6
125	10.5	14.0	19.3	20.9	19.7	16.2	14.5	15.3	18.7	20.3	19.0	15.6	15.0	16.2	19.9	21.1	20.0	16.4	15.1
130	7.63	10.9	15.1	16.6	15.4	12.9	11.7	12.2	14.6	16.0	14.9	12.4	12.1	12.9	15.6	16.8	15.7	13.0	12.4
135	5.97	8.31	11.5	12.7	11.8	9.96	9.15	9.50	11.1	12.2	11.3	9.64	9.52	10.0	12.0	12.9	12.0	10.1	9.79
140	4.57	6.07	8.25	9.32	8.65	7.44	6.87	7.14	8.15	8.95	8.29	7.25	7.23	7.55	8.86	9.48	8.87	7.62	7.47
145	3.11	4.14	5.68	6.50	6.10	5.34	4.97	5.11	5.73	6.23	5.80	5.08	5.24	5.08	6.27	6.65	6.28	5.48	5.43
150	1.83	2.46	3.76	4.22	4.01	3.59	3.34	3.36	3.66	3.83	3.52	3.06	3.41	3.51	4.10	4.32	4.13	3.64	3.60
155	1.08	1.65	2.27	2.44	2.34	2.18	2.02	1.95	2.06	2.06	1.86	1.50	1.40	2.17	2.37	2.46	2.39	2.12	2.04
160	0.51	0.91	1.01	1.08	1.03	0.99	0.95	0.86	0.83	0.79	0.76	0.83	0.93	0.97	1.02	1.08	1.06	0.88	0.84
165	0.02	0.08	0.05	0.05	0.05	0.00	0.00	0.00	0.00	0.00	0.00	0.00	0.00	0.00	0.06	0.09	0.10	0.03	0.00
170	0.00	0.00	0.00	0.00	0.00	0.00	0.00	0.00	0.00	0.00	0.00	0.00	0.00	0.00	0.00	0.00	0.00	0.00	0.00
175	0.00	0.00	0.00	0.00	0.00	0.00	0.00	0.00	0.00	0.00	0.00	0.00	0.00	0.00	0.00	0.00	0.00	0.00	0.00
180	0.00	0.00	0.00	0.00	0.00	0.00	0.00	0.00	0.00	0.00	0.00	0.00	0.00	0.00	0.00	0.00	0.00	0.00	0.00

C Range: 0 - 360DEG
 C Interval: 15.0DEG
 Test Speed: HIGH
 Temperature:25.3DEG
 Operators:Qin Meng
 Test Date:2025-06-23

γ Range: 0 - 180DEG
 γ Interval: 1.0DEG
 Test System:EVERFINE GO-2000B_V1 SYSTEM V2.00.421
 Humidity:65.0%
 Test Distance:7.390m [K=1.0000]
 Remarks:

LUMINOUS DISTRIBUTION INTENSITY DATA

Test:U:120.00V I:0.0630A P:7.4800W PF:0.9810 Freq:60.00Hz Lamp Flux:780.662x1 lm		
NAME:	TYPE:	WEIGHT:
SPEC.:5000K	DIM.:	SERIAL No.:
MFR.:	SUR.:Φ140*70mm	Shielding Angle:

Table--2

UNIT: cd

C (DEG) γ (DEG)	285	300	315	330	345														
0	139	139	139	139	139														
5	139	139	139	139	139														
10	138	138	138	138	138														
15	137	136	136	136	136														
20	134	134	134	134	134														
25	132	131	131	131	131														
30	128	128	128	128	127														
35	124	124	124	124	124														
40	120	120	119	119	119														
45	115	115	114	115	114														
50	110	110	109	109	109														
55	104	104	104	104	104														
60	98.6	98.2	97.7	97.9	97.9														
65	92.4	92.0	91.6	91.8	91.9														
70	86.2	85.7	85.3	85.4	85.5														
75	79.7	79.3	78.9	79.0	79.1														
80	73.0	72.8	72.4	72.6	72.5														
85	66.4	66.4	66.0	66.1	66.0														
90	60.0	60.1	59.7	59.8	59.7														
95	53.8	53.9	53.6	53.7	53.5														
100	47.2	47.9	47.6	47.7	46.6														
105	38.8	42.0	41.8	41.8	38.3														
110	30.6	36.1	36.2	35.4	30.7														
115	24.7	30.3	30.7	28.9	24.2														
120	20.1	24.8	25.3	22.7	18.2														
125	16.2	19.9	20.4	17.6	12.7														
130	12.9	15.7	15.9	13.3	8.87														
135	10.1	12.0	12.0	9.91	6.71														
140	7.62	8.92	8.80	7.18	5.08														
145	5.53	6.35	6.27	5.04	3.51														
150	3.76	4.22	4.31	3.44	2.44														
155	2.23	2.50	2.58	2.34	1.82														
160	0.88	1.15	1.14	1.17	1.02														
165	0.00	0.07	0.13	0.13	0.08														
170	0.00	0.00	0.00	0.00	0.00														
175	0.00	0.00	0.00	0.00	0.00														
180	0.00	0.00	0.00	0.00	0.00														

C Range: 0 - 360DEG
C Interval: 15.0DEG
Test Speed: HIGH
Temperature:25.3DEG
Operators:Qin Meng
Test Date:2025-06-23

γ Range: 0 - 180DEG
γ Interval: 1.0DEG
Test System:EVERFINE GO-2000B_V1 SYSTEM V2.00.421
Humidity:65.0%
Test Distance:7.390m [K=1.0000]
Remarks: